



ஒது சடி கதுபி சதுதம
நற்குண முன்னேற்ற அமைப்பு
FOUNDATION OF GOODNESS

2024 Dashboards from the Areas of Impact and Special Projects by Foundation of Goodness

OYOB Centre of Excellence

Sports Academy

Village Heartbeat Empowerment Centres

University of Vavuniya Multi-Sports Complex

Bat Repair Unit

Poya Day Tree Planting Project

Trash Collection

Ocean Care Project

Post-Pageant Clean up Initiative

Reverse Osmosis Water Purification Plants





OYOB CENTRE OF EXCELLENCE 2024

Registered
Students

2,454

Multiple
Course
Beneficiaries

5,203

Villages
Benefited

127

827 34%

1627 66%

1430 36%

3773 64%

Courses	Registered			Beneficiaries		
	Male	Female	Total	Male	Female	Total
Lahiru Pre School	35	29	64	28	22	50
Computer Training Centre	54	378	616	264	359	623
Women's Enterprise and Empowerment Centre Beauty Care, Dress making, Pattern making, Cookery, Food processing, Bag making, Beeralu, Soft toys, Icing flower making	54	626	680	69	660	729
Business Skills Development Electrical, House Keeping, Photography, Compering	154	99	253	136	90	226
Language Training Centre English, Tamil, Japanese	115	191	306	174	189	363
Aesthetic Academy Music, Art, Dance	55	127	182	52	158	210
Finding Dreams (Special Needs Unit)	15	15	30	15	15	30
Community Psycho-Social Support	-	-	-	163	1172	1335
Dental Clinic	-	-	-	251	522	773
Children's Good Values Initiative	67	83	150	92	105	197
Education Resource Centres	58	78	136	86	120	206
Dive for Good	36	01	37	36	01	37
Harrow Library Knowledge Centre	-	-	-	61	342	407
Good News Radio	-	-	-	03	14	17
Total	827	1627	2454	1430	3773	5203



SPORTS ACADEMY DECEMBER 2024

Registered Students 578

Sports Beneficiaries 587

Schools Benefited 78

Villages Benefited 115

439 76% **139 24%**

446 76% **141 24%**

Sport	Beneficiaries	Male	Female
Swimming Academy Beginners	22	06	16
Swimming Academy Junior	147	118	29
Swimming Academy Senior Group 1	24	18	06
Swimming Academy Senior Group 2	64	45	19
Cricket Academy - U 13	42	42	00
Cricket Academy - U 15	20	20	00
Cricket Academy - Club	18	18	00
Chess Academy	16	09	07
Table Tennis Academy	16	08	08
Karate Academy	11	06	05
Netball Academy	15	00	15
Sumangala Cricket U 13	26	26	00
Sumangala Cricket U 15	16	16	00
Sumangala Cricket U 17	Off Season		
Sumangala Cricket U 19	19	19	00
Devapathiraja Ladies Cricket	28	00	28
Devapathiraja Cricket	75	75	00
Dewundara Cricket Club	28	20	08
Total	587	446	141



VILLAGE HEARTBEAT EMPOWERMENT CENTRES - STATISTICS BY CENTRE 2024

No	VHE	Registered			Beneficiaries			No of Villages	No of Schools
		Male	Female	Total	Male	Female	Total		
1	Udumulla	61	136	197	138	260	398	24	28
2	Rathgama	56	67	123	206	233	439	8	12
3	Monaragala	76	216	292	487	746	1,233	29	14
4	Sittandy	94	156	250	515	721	1,236	4	8
5	Thirukkovil	164	180	344	520	915	1,435	7	11
6	Mathagal	171	202	373	718	521	1,239	11	6
7	Oddusuddan	123	177	300	261	315	576	18	9
8	Pallai	72	201	273	292	480	772	14	5
9	Bandarawela	125	125	250	509	482	991	17	11
10	Puthiyanagar	57	44	101	189	137	326	2	2
	Vavuniya	121	228	349	314	466	780	13	10
11	Dambulla	158	277	435	501	785	1,286	23	13
12	Kothmale	229	248	477	938	946	1,884	14	10
13	Ragala	92	256	348	301	536	837	29	15
14	Hatton	99	204	303	496	653	1,149	40	16
15	Mahiyanganaya	90	102	192	305	304	609	10	8
16	Trincomalee	133	209	342	604	668	1,272	27	16
17	Polonnaruwa	185	269	454	705	883	1,588	12	10
18	Ahangama	171	272	443	452	643	1,095	40	27
19	Maskeliya	134	242	376	735	1,153	1,888	9	15
20	Kandy	185	204	389	844	808	1,652	23	36
Total		2,596	4,015	6,611	10,030	12,655	22,685	374	282



VILLAGE HEARTBEAT EMPOWERMENT CENTRES - STATISTICS BY SUBJECT 2024

Registered Students 6,611

Course Beneficiaries 22,685

Schools Benefited 282

Villages Benefited 374

439 76%

139 24%

446 76%

141 24%

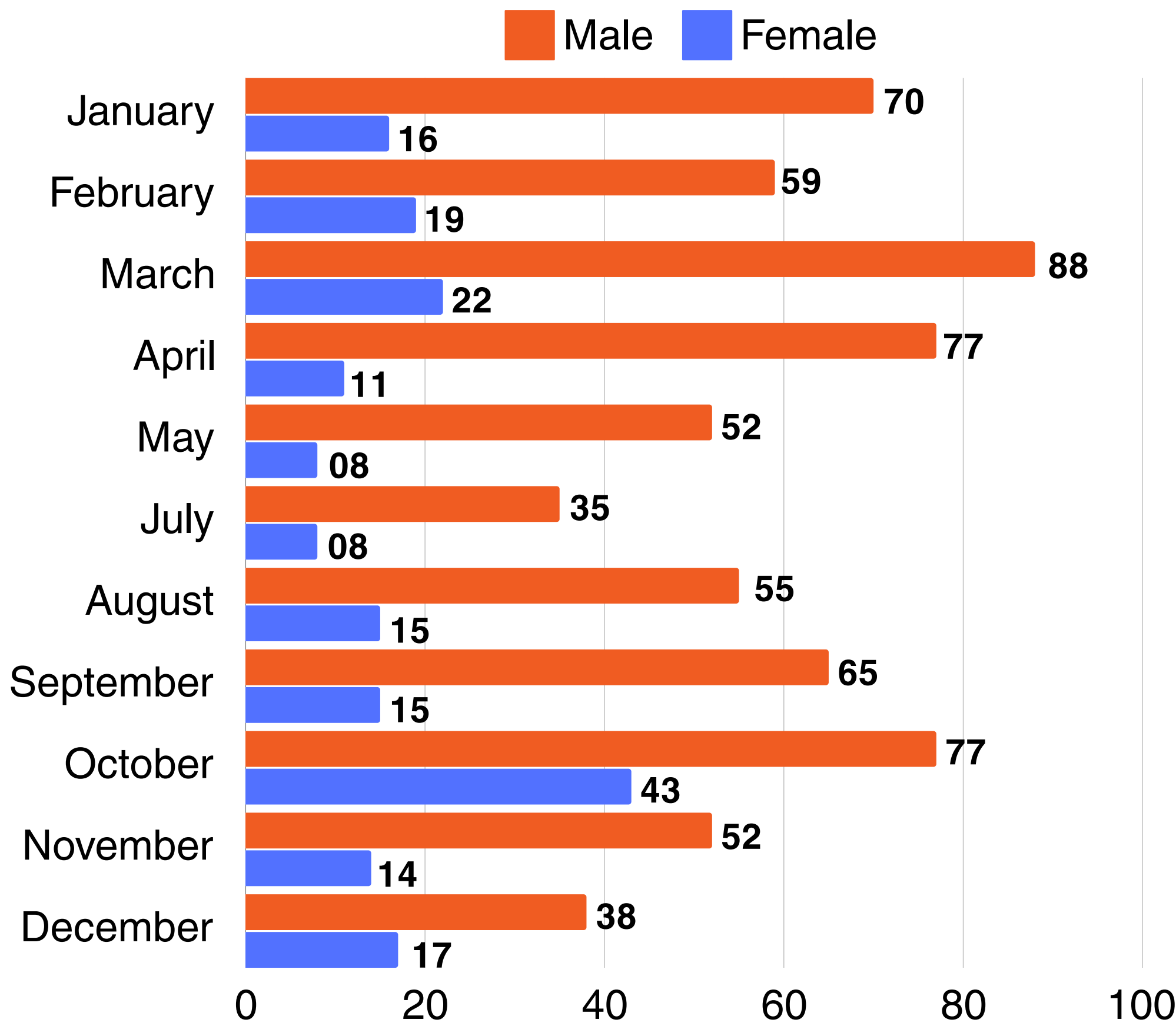
Out of 6,611 registered students 2,446 students (938 M, 1,508 F) are enrolled in 1 course, while the remaining 4,165 students (1,658 M, 2,507 F) are taking multiple courses.

Sport	Beneficiaries	Male	Female
Preschool	78	43	35
Primary Education Course	1,122	565	557
Computer Training	2,459	1,184	1,275
English Language	2,376	1,071	1,305
Sinhala Language	1,146	494	652
Tamil Language	906	430	476
Mathematics	1,793	904	889
Science	1,854	944	910
Sinhala (Subject)	207	104	103
Art Course	140	58	82
Music	61	38	23
Traditional Sri Lankan Dance Training	412	79	333
Fusion Dance	71	28	43
Beauty Culture Course	410	6	404
Dress Making Course	950	1	949
General Cookery Course	203	4	199
Bakery Course	31	12	19
Cake Making Course	44	3	41
Patchwork Course	39	0	39
CCTV Course	17	15	2
STEAM	1,526	748	778
Planetary Health Education	1,464	719	745
Goodness Agriculture Initiative	1,451	719	732
Children's Good Values Initiative	2,745	1,323	1,422
Goodness Care for Elders	497	154	343
Angampora	20	15	5
Sports	663	369	294
Total	22685	10030	12655



UNIVERSITY OF VAVUNIYA - GYMNASIUM

Gymnasium Report (Utilized by the students) | January to December 2024



Total Number of Beneficiaries

668
Total no. of
Males

188
Total no. of
Females

856
Total no. of
Beneficiaries

Beneficiaries Per Month

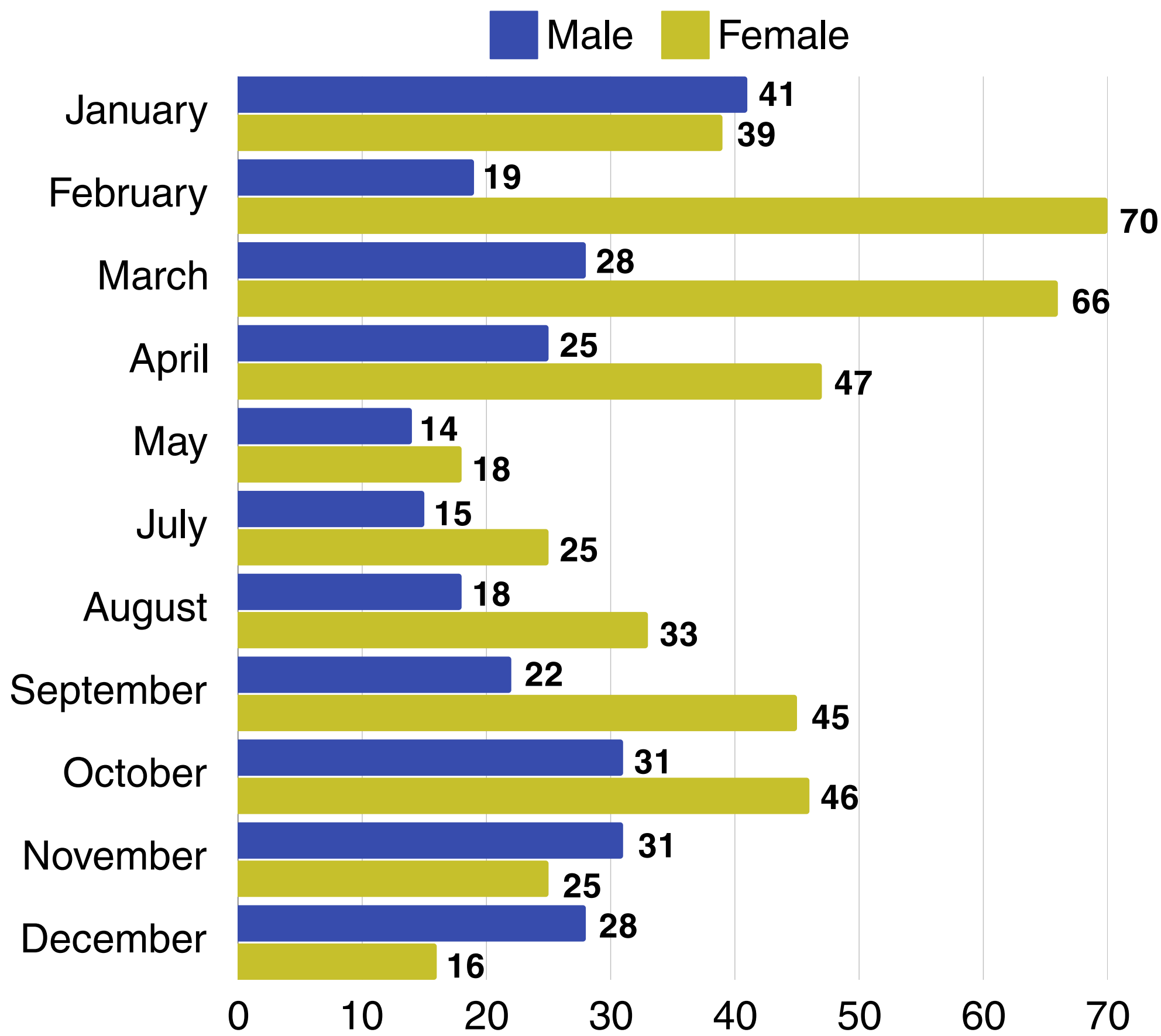
January	February	March	April	May	July
86	78	110	88	60	43
August	September	October	November	December	
70	80	120	66	55	

- University of Vavuniya was closed from the 2nd week of May to 19th July due to a non-academic staff strike.
- In November Facility usage for basketball, badminton, and the gym has dropped due to heavy rains in Vavuniya and the Northern Province.
- In late December, there was a two-week holiday break. During this time, fewer people took part in activities.



UNIVERSITY OF VAVUNIYA - BADMINTON

Badminton Court Report (Utilized by the students) | January to December 2024



Total Number of Beneficiaries

272
Total no. of
Males

430
Total no. of
Females

702
Total no. of
Beneficiaries

Beneficiaries Per Month

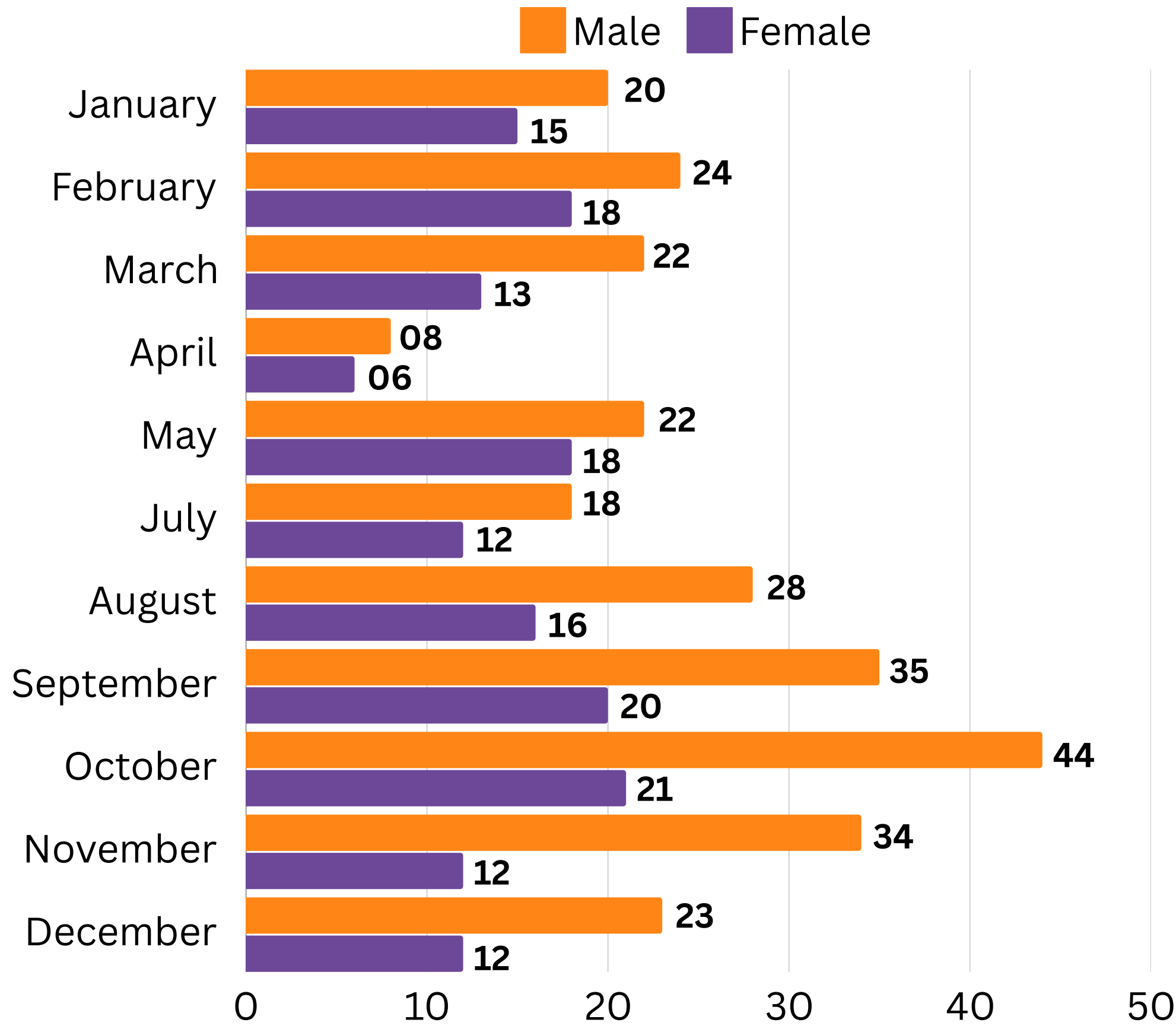
January	February	March	April	May	July
80	89	94	72	32	40
August	September	October	November	December	
51	67	77	56	44	

- University of Vavuniya was closed from the 2nd week of May to 19th July due to a non-academic staff strike.
- In November Facility usage for basketball, badminton, and the gym has dropped due to heavy rains in Vavuniya and the Northern Province.
- In late December, there was a two-week holiday break. During this time, fewer people took part in activities.



UNIVERSITY OF VAVUNIYA - BASKETBALL

Basketball Report (Utilized by the students) | January to December 2024



Total Number of Beneficiaries

278

Total no. of Males

163

Total no. of Females

441

Total no. of Beneficiaries

Beneficiaries Per Month

January

February

March

April

May

July

35

42

35

14

40

30

August

September

October

November

December

44

55

65

46

35

- University of Vavuniya was closed from the 2nd week of May to 19th July due to a non-academic staff strike.
- In November Facility usage for basketball, badminton, and the gym has dropped due to heavy rains in Vavuniya and the Northern Province.
- In late December, there was a two-week holiday break. During this time, fewer people took part in activities.

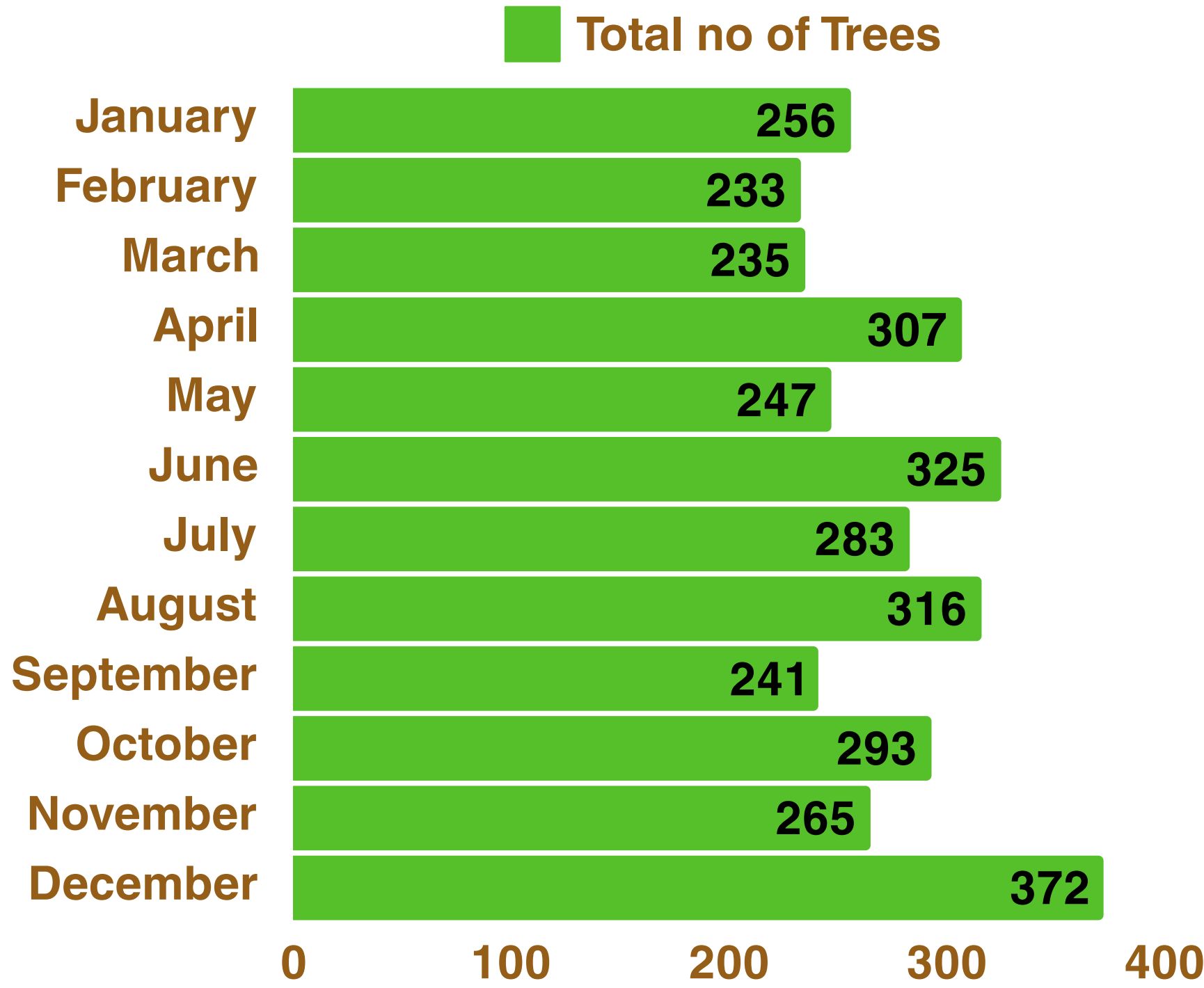


ශ්‍රී ජය සතුව පදනම
நற்குண முன்னேற்ற அமைப்பு
FOUNDATION OF GOODNESS

POYA DAY TREE PLANTING

In 2022 to 2024, FOG embarked on a mission to plant trees in village Heartbeat centres, breathing life into our communities. With Prof. Asoka Mendis's and Janine Mendis's generous sponsorship, this project thrived, symbolizing a commitment to greenery, growth, and collective well-being on poya days. The plants were distributed at schools and religious places

Scale of Monthly Poya Day Tree Planting 2022 - 2024



Scale of Yearly Tree Planting

3,373
No. of Trees
Planted

51
No. of Tree
Planting Sessions

Type of Trees

Palm Trees

Fruit Trees

Flower Plants

238

2,601

90

Vegetable

Spice Plants

Evergreen Trees

120

100

224





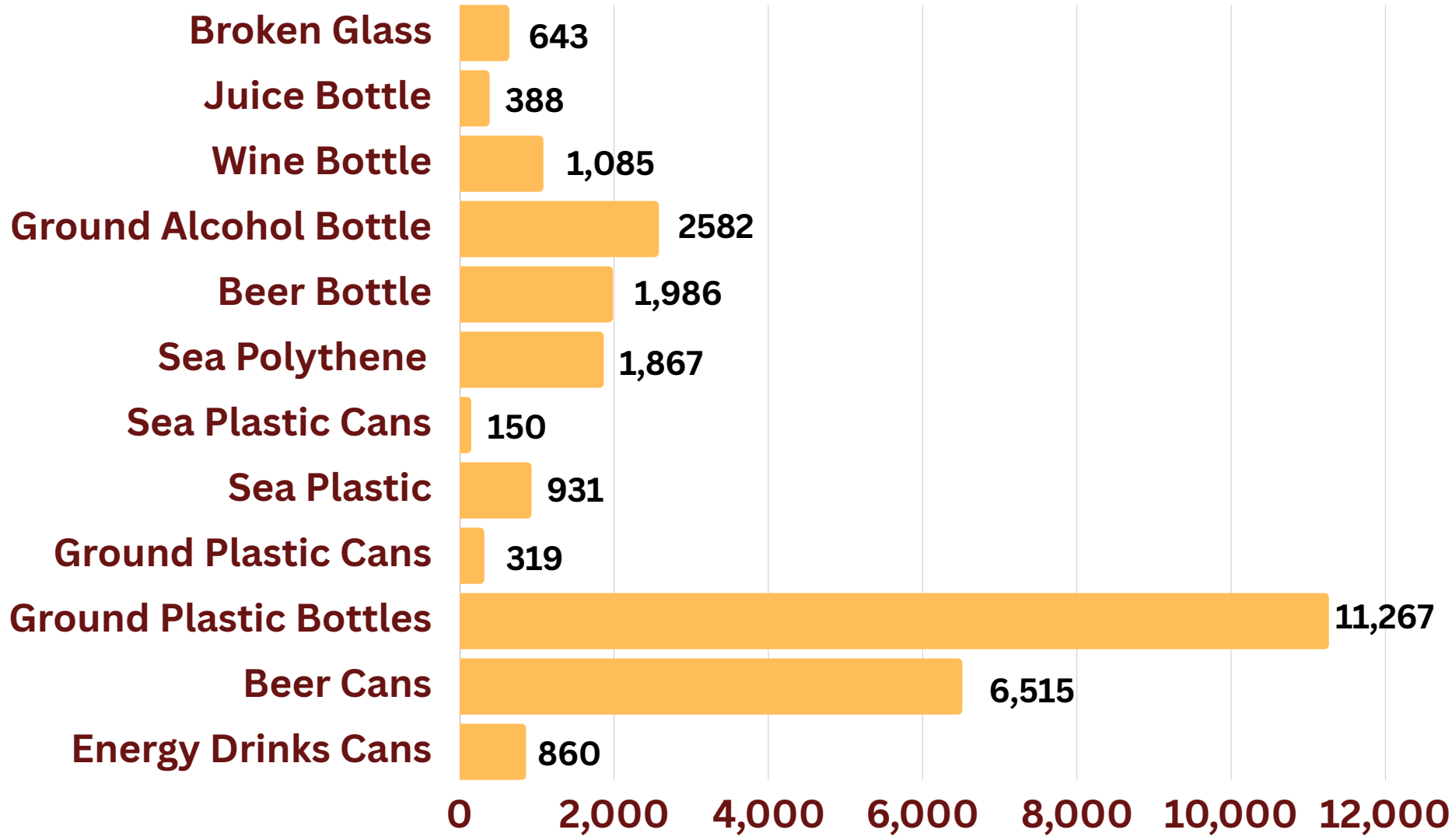
ශ්‍රී ලංකා ජය සතුට පදනම
நற்குண முன்னேற்ற அமைப்பு
FOUNDATION OF GOODNESS

OCEAN CARE PROJECT

The Ocean Care Project is making great strides in cleaning up Hikkaduwa beach and ocean, as highlighted in the Foundation of Goodness' latest report. Covering a targeted 200m stretch, the initiative goes beyond cleanup to tackle climate change and enhance ecosystem resilience.

Monthly Beach Cleaning Report | November 2023 to April 2024

Most common in-organic items



SIX MONTHS STATISTICS

Additional community aid beach cleanups (Volunteers)

165

Total no. of participants

115

Total no. of rubbish bags collected

10

No. of beach cleans completed

PLASTICS

We have a specific section on plastics because plastic reduction is a core objective of the project

12,667

Total counted

89%

Plastic bottles

3%

Plastic cans

LAND VS. SEA RUBBISH

We have a specific section on plastics because plastic reduction is a core objective of the project

28,593

Total counted

90%

Collected from Land

10%

Collected from the Sea

Summary:

- As the ocean cleanup programs decreased due to the weather condition, there was a reduction in the collection of plastic from the ocean.
- Due to the rising number of foreigners consuming beer at the beach, beer cans and plastic bottles are accumulating.
- Improper disposal of garbage due to irregularities in the Municipal Council collection was noted.
- While some individuals disposed of garbage properly, incorrect disposal practices were observed by some foreigners.
- A significant quantity of waste is observed at the convergence point of the river and the sea.





ශ්‍රී ජය සතුව පදනම
நற்குண முன்னேற்ற அமைப்பு
FOUNDATION OF GOODNESS

BAT REPAIR UNIT

JANUARY TO DECEMBER 2024

2024 JANUARY TO DECEMBER STATISTICS

Beneficiaries and Scale of Bat Repairs

166

Bat Repaired from
January to December 2024

275

Bat Repaired from
February 2023 to December 2024

Types of Repairs

Repair of
Damaged Areas

118

Reducing Weight

57

Mounting Handle

98

Grip Replacement

164

Super Cover

163

Clean Up

160

Sticker

163

Toe Rubber

98

Bat Binding

156



10 REDUCED INEQUALITIES

8 DECENT WORK AND ECONOMIC GROWTH

12 RESPONSIBLE CONSUMPTION AND PRODUCTION

15 LIFE ON LAND

On average most bats have been upgraded across all 6 types of repairs



ශ්‍රී ජය සතුව පදනම
நற்குண முன்னேற்ற அமைப்பு
FOUNDATION OF GOODNESS

BAT REPAIR UNIT

FEBRUARY 2023 TO DECEMBER 2024

STATISTICS SINCE INCEPTION

Beneficiaries and Scale of Bat Repairs

275

Total number of Beneficiaries

275

Bat Repaired from February 2023 to December 2024

Types of Repairs

Repair of Damaged Areas

161

Reducing Weight

69

Mounting Handle

157

Grip Replacement

255

Super Cover

257

Clean Up

264

Sticker

241

Toe Rubber


136

Bat Binding

245



10 REDUCED INEQUALITIES



8 DECENT WORK AND ECONOMIC GROWTH



12 RESPONSIBLE CONSUMPTION AND PRODUCTION



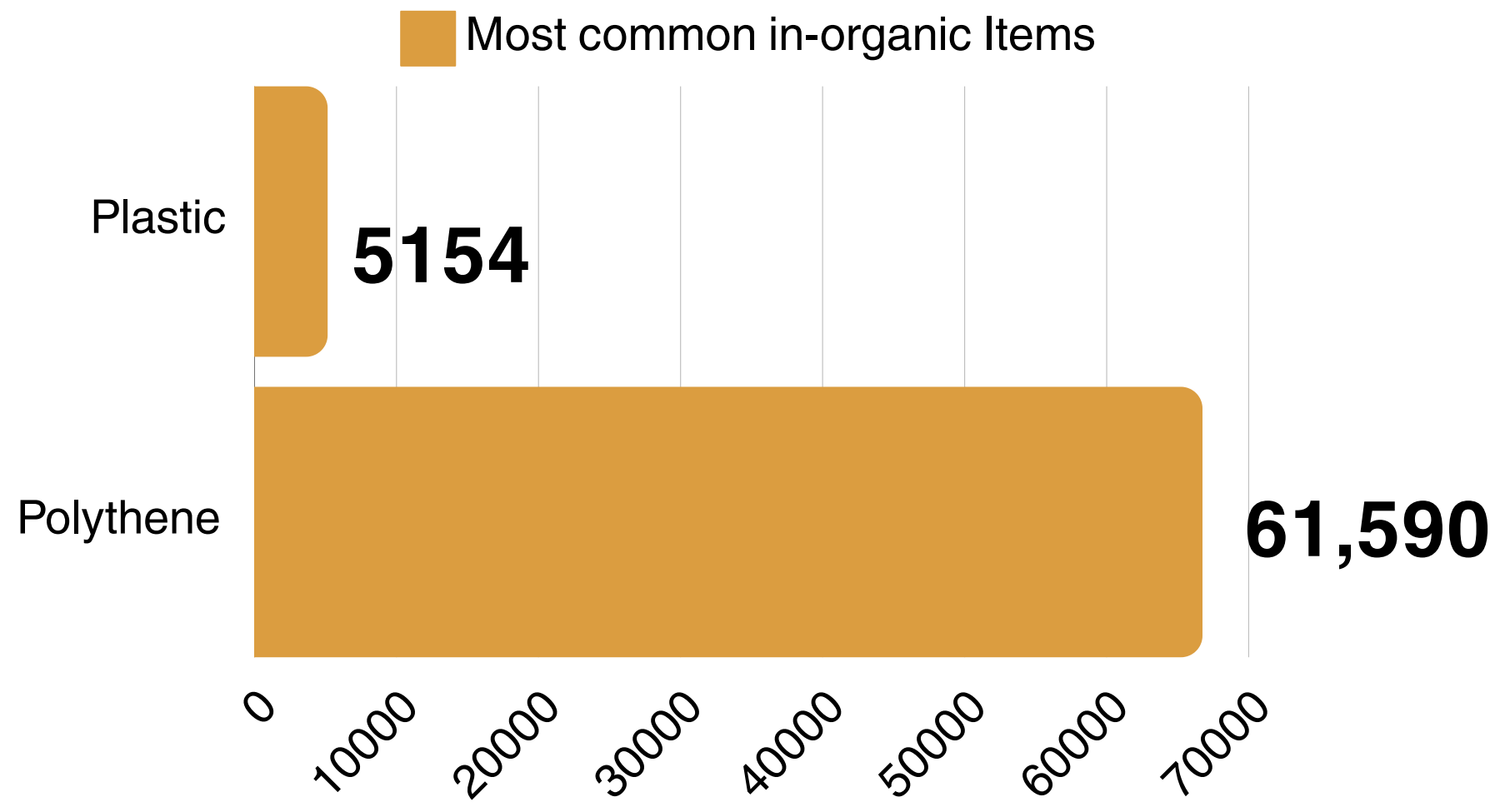
15 LIFE ON LAND

On average most bats have been upgraded across all 6 types of repairs



POST PAGEANT PLASTIC WASTE INITIATIVE

The Seenigama Devol Devala Pageant is an important local festival that draws crowds not only from Seenigama but from the surrounding regions as well. While it is a time of devotion and celebration, the large crowd also generates a high volume of garbage and pollution. The Foundation of Goodness 'Plastic Free Task Force' was introduced as an effort to combat these negative side effects by organizing volunteers and working with local authorities to manage waste collection and disposal, ensuring a cleaner, safer festival.



DAILY STATISTICS

Additional community aid cleanup(Volunteers)

100

Total no. of participants

05

No. of clean ups completed

Total counted Trash

66,744

Total counted Trash

08%

Plastic

92%

Polythene

Total counted Trash Bags

62

Total counted trash bags

30

Total no. trash bags of plastics

32

Total no. trash bags of polythene



- The majority of the plastic waste consisted of bottles, plastic cups, and other plastic debris.
- The majority of the polythene waste consisted of ice cream wrappers and polythene bags.
- Over five days, we collected debris along the Perahera routes of Seenigama, Thotagamuwa, Hikkaduwa, Thelwaththa, and Malawanna

3 GOOD HEALTH AND WELL-BEING



11 SUSTAINABLE CITIES AND COMMUNITIES



13 CLIMATE ACTION



15 LIFE ON LAND





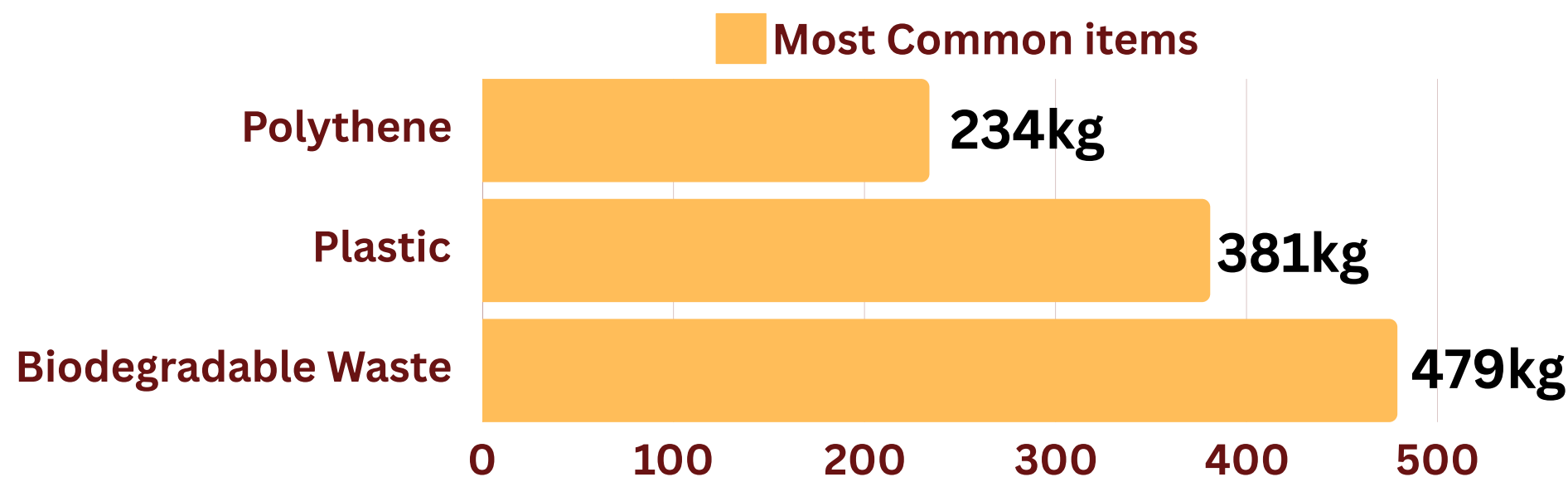
ශ්‍රී ජය සතුව පදනම
நற்குண முன்னேற்ற அமைப்பு
FOUNDATION OF GOODNESS



TRASH COLLECTION - DIVE FOR GOOD

Every Saturday, Dive for Good organizes beach cleaning sessions with dive students and staff at Seenigama Beach. This initiative is focused on preserving marine ecosystems by removing debris from beaches and promoting environmental stewardship through consistent, hands-on efforts.

Monthly Beach Cleaning Report | July to December 2024



Participation and scale of our monthly beach cleanups

279 Total no. of participants
139 Total no. of rubbish bags collected
15 No. of beach cleans completed

JULY 2024

52kg Polythene
92kg Plastics
03 Days Covered

AUGUST 2024

80kg Polythene
61kg Plastics
03 Days Covered

SEPTEMBER 2024

36kg Polythene
94kg Plastics
02 Days Covered

OCTOBER 2024

39kg Polythene
91kg Plastics
04 Days Covered

NOVEMBER 2024

22kg Polythene
26kg Plastics
02 Days Covered

DECEMBER 2024

05kg Polythene
17kg Plastics
01 Days Covered

- Due to bad weather, we conducted only two beach clean-ups in September and November, resulting in less plastic and polythene collected.
- After the Dive for Good students completed their course in November, the Business Skills Sector organized a beach clean-up in December.
- Up to now, 92 villages have benefited, with a total of 502 beneficiaries in the Dive for Good program.
- In 2024, the Dive for Good program consisted of 16 male students.





REVERSE OSMOSIS (RO) WATER PURIFICATION PROJECT 2024

Registered Families **13,011**

Registered Beneficiaries **51,405**

Villages Benefited **97**

Monthly Beneficiaries **16,920**

No. of patients with chronic kidney disease of unknown etiology (CKDu) **611**

Project Name	Villages	Registered Beneficiaries	Beneficiaries for the Month	No. of CKDu Patients
Unchilkaddy- Mulativu	02	345	320	20
Nabadagasdigiliya- Anuradhapura	06	1148	790	60
Mihintale- Anuradhapura	06	500	510	09
Mullekumbura- Buttala	06	6400	1025	44
Nawamedagama- Dehiattakandiya	04	684	826	08
Galnewa- Anuradhapura	06	1280	643	20
Bakamoona- Polonnaruwa	05	1400	629	18
Habarawatta- Galnewa	04	680	475	09
Dharmapuram- Kilinochchi	05	740	560	13
Vankalai- Mannar	02	6500	3475	20
Murunkan- Mannar	01	12000	278	07
Thanthirimale- Anuradhapura	09	2400	960	20
Pahatharawa- Athimale- Monaragala	04	800	660	06
Walapanegama- Pelawatta- Buttala	05	1800	1502	20
Banadaragama- Elayapattuwa- Anuradhapura	06	1650	910	80
Gamini Junior School- Polonnaruwa	06	126	126	10
Kadiharaya- Wariyapola- Kurunegala	05	1872	235	15
Kalvilian- Mankulam- Mulathivu	04	1280	200	25
Ihala Thammennawa School - Medawachchiya	01	600	200	35
Wanni Helabewa Elayapaththuwa- Anuradapura	04	1200	300	35
Watawana - Mahiyangana	06	8000	2300	137
Total	97	51,405	16,920	611